

Information for Candidates and Nominating Adults

Arkwright Aptitude Assessment - TestGorilla

Please read this guide carefully and follow instructions.

If you have any questions, please contact
scholarships@smallpeicetrust.org.uk



Accessing and preparing for the aptitude assessment



Access to the assessment will be sent directly to either the young person's school or personal email address, as chosen by them on the application form in Part 1. Check that the email address provided is correct and accessible.



The assessment will be sent out on **Thursday 8th January at approximately 10am** and will remain open until **11pm on Monday 12th January 2026**.



You can use any smartphone, tablet, laptop or PC with a front facing camera. **We recommend using a tablet or smartphone** to make the process of uploading images easier. Google Chrome is our recommended browser.



Ensure your camera is turned on and your device has permission to use it. It must be able to clearly see your face and surroundings for the duration of the assessment. You may need a plug-in webcam or a smartphone/tablet stand.

The TestGorilla software will periodically capture images to ensure you are abiding by the anti-cheating measures.



OR



Turn on your speakers or headphones and make sure you are in a quiet, private room where you will be free from distractions.

Be comfortable and have enough room to write any calculations on blank paper. You can take the test at home or in an education setting.



Towards the end of the exam, you will need to upload images to the TestGorilla platform. You can only upload images to the assessment platform using the device you are actively engaged in the exam on. Therefore, if you are using a laptop/desktop computer, you may need to transfer images from a tablet/smartphone to the active device. **You will have a 10-minute limit for each upload.** This is why we recommend using a tablet or smartphone for the exam.



Information for IT users



You should not need to download any software to access TestGorilla as the exam is run through a website browser.



If you would like to test site access in your educational setting, please use the practice exam link that will be shared in early December.



Ensure the <https://www.testgorilla.com> URL is unblocked.

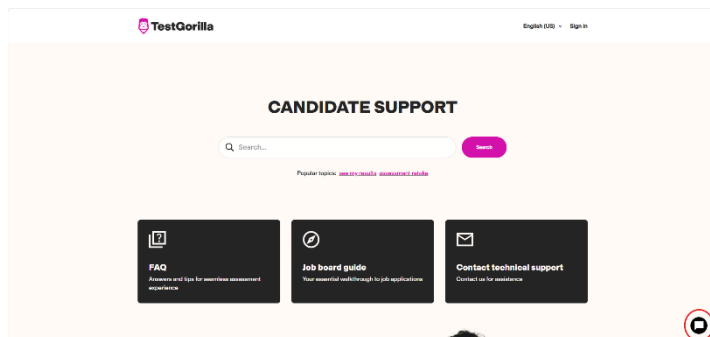
Ensure assessments@testgorilla.com is added to the safe senders list. The exam invite will come via this email address.



If you have any questions about the exam, please contact scholarships@smallpeicetrust.org.uk

If you have any technical issues, please contact TestGorilla for support.

- In the first instance, you can visit their website (<https://candidates.testgorilla.com/hc/en-us>) for FAQ guides and to use their digital chatbot.



- You can email for support via help@testgorilla.com
- Please note they are an American based company and you may not get an immediate response.

If you contact TestGorilla, you must email scholarships@smallpeicetrust.org.uk with a screenshot of your technical issues.



Information for nominating adults



Applicants who have been identified by their nominating adult on the application form as requiring extra time for the assessment will be sent an exam in January with the extra time automatically applied.



If a young person needs extra time applied to the practice exam, please email scholaships@smallpeiceturst.org.uk with their full name and email address, specifying the percentage of extra time they require. The young person will then be sent an alternative link to a practice exam with extra time automatically applied.



Young people do not have to sit their assessment in school. There is no expectation that the school will need to invigilate individual applicants. However, if schools want to provide a space and time for multiple applicants to sit the exam together, then we ask that an invigilator is present in the room.



TestGorilla is an industry recognised hiring platform with assessments suitable for assessing a candidate's baseline subject knowledge. There will be references to careers throughout.



We do not expect applicants to do a large amount of preparation as we would like to see their baseline knowledge. A link to the practice exam will be sent out in the first week of December to teachers and students and will remain accessible until **Thursday 18th December 2025**.



There is also more information on each multiple-choice module along with demos of the practice questions at the following links on the TestGorilla website:

- [Numerical Reasoning Test](#)
- [Mechanical Reasoning Test](#)
- [Spatial Reasoning Test](#)



Regulations for young people



You are not allowed any additional devices, such as phones, tablets or the internet to assist you in answering the questions.



You are allowed to use a calculator.



This is a closed book assessment. Therefore, you should not have any notes or resources to hand for the duration of the assessment.



You must take this test alone, unless you have been authorised to have a reader, scribe or prompt at your current place of education.

Exam preparation checklist



A quiet, private room with space for you to write your workings and answers



An internet-connected device to take the exam on with a front facing camera or plug-in webcam



A stand for your tablet or smartphone if required



Headphones (not mandatory, but may be helpful if noisy)



Access to the email address you stated on Part 1 of the application form



At least 5 sheets of blank A4 paper



A black ink pen and a sharpened pencil



A calculator



Structure of the exam

Section 1 – **30 minutes** + 15 minutes for practice questions

3 modules



Numerical
12 Questions



Mechanical
21 Questions



Spatial
16 Questions



Multiple choice



4 practice questions to complete for each module within 5 minutes



10 minutes maximum to complete each module (candidates with agreed extra time will have longer)

Section 2 – **1 hour** + instruction and upload time

2 questions to choose from



Open-ended design question exploring an engineering problem



You should use blank pieces of paper and a pen and/or pencil to answer the questions.



1 hour to complete (candidates with agreed extra time will have longer)



Upload your workings after the 1 hour has elapsed

Exam interface and functionality

The timer and question number progress tracker will be located at the top of the screen for each module.



Once the test has started, you cannot go back to a previous question or amend your answer, so think carefully before pressing ‘Next’ on each question. This is in the top right-hand corner of the test window.





There will be a pop-up box to remind you to choose an answer if you accidentally click the 'Next' button without selecting your answer.

Are you sure you want to skip this question? ✕

You cannot come back to this question later. Even if you don't know the answer, just pick the answer you feel best about. You might get it right!

Skip questionChoose answer

Before each module of the assessment, there will be 4 practice questions. Once you have completed the practice questions, there will be a 10-second countdown before the actual questions start. Once you have started a module, you cannot pause the test.

This is the next test:

Numerical Reasoning

The actual test starts now. Good luck!

The test will start in **6 seconds**

Please stay on this screen. The timer for your next test has **started and cannot be paused**. The timer continues even when you close the browser.

You will have the option to pause for up to 15 minutes after each module before beginning the next module. Once you click 'Start Test', you will not be able to pause again until the end of the module.

The timer is paused.

We recommend completing your assessment in one go, but feel free to take a short break if needed. You can start the next test now or return later using the link in your email. Good luck!

You have completed 1 out of 4 steps.

The next step is **Mechanical Reasoning** test. It contains 20 questions and will take up to 15 minutes.

Continue >

Get ready for your next test

When you start the test, this page will go full screen. You must stay in full screen to complete it.

The next step is **Mechanical Reasoning** test. It contains 20 questions and will take up to 15 minutes.

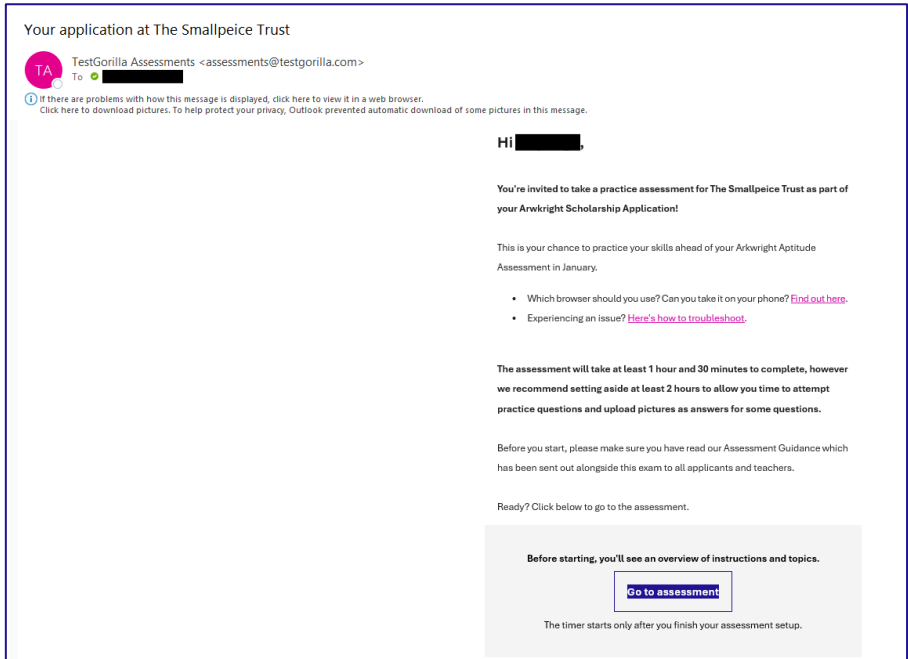
Note: most tests begin with practice questions to help you get familiar with the format of the test. These questions do not affect your score.

CancelStart test



Completing Section 1 of the exam

1. You will receive an email invitation from TestGorilla to take the online assessment. Please check your junk mail if you have not received this in your main inbox.



The email will state that it will take **a minimum of 1 hour 30 minutes** to complete the exam. However, it is recommended you have **at least 2 hours** scheduled and it could take up to a **maximum of 2 hours 27 minutes** with instruction and upload time included. **The exam will need to be sat in one session.**

Candidates with additional time requirements will automatically receive extra time on top of the timings stated.

2. After reading the guidance in the email and when you are ready to take the test, click 'Go to assessment'. A link will open on your web browser.



Arkwright Scholarship at The Smallpeice Trust

Thank you for your interest in the Arkwright Scholarship position at The Smallpeice Trust. We're excited to invite you to demonstrate your skills through a TestGorilla assessment. This is your opportunity to allow and showcase your abilities beyond what's on your resume.

Duration: 2 hrs 12 mins maximum

You will discover what to expect and how to prepare after confirming your email.

Steps to get started

- 1 Register your email
Get assessment details
- 2 Set up your device
Test audio and video
- 3 Start the assessment
Show your skills

Why take a skills assessment?

- Discover your strengths
Uncover your potential and skills
- Stand out
Showcase your skills to employers
- Career acceleration
Get head hunter with skills-based hiring

Learn more about TestGorilla

Your skills are more than you can fit on a resume and with TestGorilla, you can showcase just that. Our talent discovery platform helps you illustrate your capabilities with real results.

Learn more about skills based hiring and TestGorilla at [new skills based hiring website](https://www.skillsbasedhiring.co.uk)

4.6M candidates assessed for 85K+ roles globally

230K dream jobs secured. That's 1 in 30 applicants hired

900+ 5-star reviews from assessed job seekers

Your directly from candidates about their experiences with TestGorilla. Discover their stories and read about how TestGorilla can help you showcase your skills.

Go to assessment

Enter your personal details to setup device and start the assessment.

First name * Last name *

Country *

☒ I have read and accepted the [privacy policy](#) and [candidate terms](#) *

☐ I agree to receive product, marketing, and job communications from TestGorilla

Let's go

Thousands of companies hire with TestGorilla

PEPSICO PayPal EQUIFAX

3. Your first name, last name and email address should already be filled in based on the information you provided on the application form.

Tick to accept that you have read the T&Cs and click 'Let's go'.

Smallpeice

Go to assessment

Enter your personal details to setup device and start the assessment.

First name * Last name *

Country *

☒ I have read and accepted the [privacy policy](#) and [candidate terms](#) *

☐ I agree to receive product, marketing, and job communications from TestGorilla

Let's go


Thousands of companies hire with TestGorilla

PEPSICO PayPal EQUIFAX

In certain circumstances (e.g. accessing the practice exam), you may need to access the exam using an invite link.



Fill in your details using the same information you provided on your application form. You will then be sent an email with access to the exam. Please check your junk mail if you have not received this in your main inbox.







Invite yourself to the assessment

Send yourself an invitation to the assessment by providing your details to get started.

☐ I have read and accepted the [privacy policy and candidate terms](#).*
☐ I agree to receive product, marketing, and job communications from TestGorilla.

Thousands of companies hire with TestGorilla





Check your email

Assessment incoming! Get ready to show your skills.


Look for an invitation with the subject line **Your application at The Smallpeice Trust**. If you don't receive the email within a few minutes, check your spam or trash folders. If it's not there, go to <https://candidates.testgorilla.com/hc/en-us> for support.

From the email, select Go to assessment. You'll see the test topics and go through technical setup before starting the assessment.

Good luck!

Please note that this email will state you only have 32 minutes to complete the exam. You should ignore this as you will receive the full timings as stated earlier in this guidance.

4. The next page will show you a breakdown of the sections of the test and will outline the technical requirements for the assessment. Click 'Continue' when ready.



Assessment set up

Step 1/4

Hello [Name], Ready to showcase your skills?

Thank you for applying for this role and welcome to your skill assessment administered by TestGorilla. Completing it will give you a chance to show off your skills and stand out from the crowd! Good luck!

This assessment includes the following steps:

1

Numerical Reasoning

12 questions
10 mins

2

Mechanical Reasoning...

20 questions
10 mins

3

Spatial Reasoning

15 questions
10 mins

4

Custom questions

6 questions
102 mins

5

View results

Test scores

Learn how to navigate your assessment:

- We recommend completing the assessment in one go but you can pause or take breaks between tests if needed.
- The assessment is timed. A timer is shown per test and/or per question.
- You can use pen, paper, and calculator during the assessment but avoid using AI and other tools.

Technical requirements for your assessment:

- Have a camera and microphone as you may be required to answer questions in a video format.
- Enable webcam and speakers/headphones for identity verification and test integrity.
- Snapshots will be taken of you periodically during the assessment to ensure fairness for everyone.
- Ensure you have a reliable internet connection to avoid any disruptions during your assessment.



5. On the next page, you must read, sign and follow the honesty agreement. Type your full name into the box at the bottom of the window to sign the agreement.

Please note you must follow all Smallpeice and TestGorilla guidance and regulations throughout the duration of the exam. **Anyone found to be cheating will be removed from the application process.**

Protecting the integrity of your assessment

We trust you to approach your assessment honestly
To help keep the process fair for everyone, we monitor for rule-breaking using advanced tools. If dishonest behavior is detected, we'll share this with the hiring team.

Rules you must follow (unless expressly permitted to do otherwise)
To maintain assessment integrity and fairness, we do not share a complete list of our measures.

- ⚠ Do not exit full screen mode once the assessment has started.
- 🚫 Do not move away from this tab or interact with other tools during your assessment.
- 🤖 Do not use any AI tools during your assessment (we monitor for the use of ChatGPT, AI Agents, and other tools).
- 📸 Do not take screenshots during your assessment.
- 🔌 Disable all browser extensions or plug-ins before starting the assessment. [How do I disable extensions?](#)

The Smallpeice Trust will have full visibility of your compliance with all our integrity measures, and will take them into account when reviewing your test results.

Please review our [Candidate Honesty Policy](#) for more details. Together, we can keep assessments fair for everyone.

Sign the honesty agreement Date: 19 November 2025

I agree to act honestly and to complete my assessment without seeking any external help. I understand that **any attempt of cheating or rule-breaking**—which includes but is not limited to those listed above—will be reported to The Smallpeice Trust and **may result in my immediate disqualification** for this and future opportunities, including with other organizations using TestGorilla.

By signing below, I confirm that I will comply with the statement above and the rules throughout the assessment.

To sign, type:

Sign and continue >

6. You will need to check your camera and microphone are set up correctly before starting the assessment. Please make sure you are situated in a position where the camera can clearly see your face and surroundings.

If you are working on a laptop or PC, your web browser may display a pop-up message, asking to have access to your camera. Please select 'allow'.



Assessment setup
Step 4/4

Device setup

Check your camera
Your trial recording is not shared with The Smallpeice Trust.

☐ Record trial video

For the best experience, make sure to:

- Take the assessment in an up-to-date version of Chrome, Safari, Edge, or Firefox.
- Ensure you have a reliable connection by using a wired internet connection or staying close to your router.
- Disable browser extensions, as some may cause issues during your assessment.
- Close other apps or browser tabs, as they could impact the quality of your connection or our ability to access your camera or microphone.
- Disconnect from any VPN as they may impact your connection.

▼ [Tips to enhance your internet connection](#)

We need access to your camera, microphone, and clipboard to set you up.
These permissions protect the integrity of the assessment and ensure fairness for all. **The Smallpeice Trust** will be notified if you revoke any of those permissions during your assessment.

Camera ✓ Allowed

Integrated Camera (04f2b7ba)

We will take snapshots during the assessment for The Smallpeice Trust to review.

▼ [Trouble with your webcam?](#)

Microphone ✓ Allowed

Default - Microphone (4- Logi USB Headset) (046d...

No need to worry about background noise. We only flag moments where there may be outside help.

▼ [Trouble with your microphone?](#)

Clipboard Allow clipboard

To ensure fairness, we check clipboard metadata but never access your content. We only log basic details when something's copied during the test—not before.

▼ [What we track in your clipboard?](#)

Start assessment >

7. Once you have successfully set up your device, click ‘Start assessment’ and TestGorilla will show the first module you will be taking. Once the 10-second timer has run down, you will then be presented with four practice questions to complete within a 5-minute time limit.

This is the next test:

Mechanical Reasoning

Practice questions

You will first see **4 practice questions** for this test to get a sense of what to expect. After that, your actual tests will begin.

Practice questions will start in **8 seconds**

Please stay on this screen. The timer for your next test has **started and cannot be paused**. The timer continues even when you close the browser.



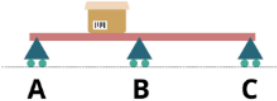
04:52

Next >

Question

⌚ This is the 1st practice question.

Which support carries the greatest load?



Select only one answer

☐ Support A.

☐ Support B.

☐ Support C.

☐ All supports carry an equal amount of load.

8. Once you have completed the practice questions and click 'Start test', you will have 10 seconds before the actual assessment begins.
9. Continue through the 3 multiple-choice modules, keeping track of the time and your progress through the questions.
 - There are 12 questions in module 1 Numerical Reasoning, meaning you have roughly 50 seconds per question*
 - There are 21 questions in module 3 Mechanical Reasoning, meaning you have roughly 28 seconds per question*
 - There are 16 questions in module 4 Spatial Reasoning, meaning you have roughly 37 seconds per question*

***Extra time for identified candidates will automatically be added to the assessment.**

Please do not post on social media or share any information regarding the test's questions. If you have peers who are also applying, you must wait until everyone has completed the assessment to discuss results and featured questions.



Completing Section 2 of the exam

Section 2 of the assessment is set up using custom questions, totalling up to 102 minutes. **Please note there are no practice questions and no pauses for breaks.**

Get ready for your next test

This test includes questions that might require full-screen mode. We'll automatically adjust your view for these.

The next step is Custom questions test. It contains 6 questions and will take up to 102 minutes.

Note: most tests begin with practice questions to help you get familiar with the format of the test. These questions do not affect your score.

Cancel Start test

1. Instructions for Section 2

- You will have **up to 10 minutes** to read these.
- You **do not have to upload** anything before clicking 'Next'.
- Select 'Skip question' when the pop-up appears.

Time for question 1 of 6: 00:50 Next >

Question

Please ignore the upload option on this screen - you do not need to upload anything at this stage and can safely move forward once you have read and understood the below instructions.

1. You have a maximum of one hour to complete this section. (If you have access arrangements for extra time it will be added automatically).

2. You must answer question 1 OR question 2 – not both.

Upload file

Drag and drop file here or click to upload

400MB max file size.

Supported file types: .csv, .xls, .doc, .docx, .txt, .ppt, .pptx, .odp, .key, .pdf, .png, .jpg, .psd, .bmp, .gif

Are you sure you want to skip this question? ✕

You cannot come back to this question later. Even if you don't know the answer, just pick the answer you feel best about. You might get it right!

Skip question Choose answer



2. Question details

- You will have **1 hour** to come up with solutions to either question 1 or question 2.
- Use blank A4 paper to record your solutions.
- You should put your **full name and school** at the top of each piece of paper you use.
- After the hour, you **do not have to upload** anything on this screen before clicking 'Next'.
- You will be asked to upload on later screens.
- Select 'Skip question' when the pop-up appears again.

Time for question 2 of 6:

60:50

Next >

Question

Please ignore the upload option on this screen - you do not need to upload anything at this stage. Please stay on this screen while you are completing the question you have chosen.

As a reminder, you only have to choose one of the below questions to answer. You have a maximum of one hour to complete this section. (If you have access arrangements for extra time it will be added automatically).

Question 1

Upload file

Drag and drop file here or click to upload

400MB max file size.

Supported file types: .csv, .xls, .xlsx, .doc, .docx, .txt, .ppt, .pptx, .odp, .key, .pdf, .png, .jpg, .psd, .bmp, .gif

3. Question selection

- You will have **up to 2 minutes** to select which question you came up with solutions for.

Time for question 3 of 6:

01:48

Next >

Question

Please select which question you have decided to answer.

Select only one answer

☐ Question 2 - Drinks Dispenser

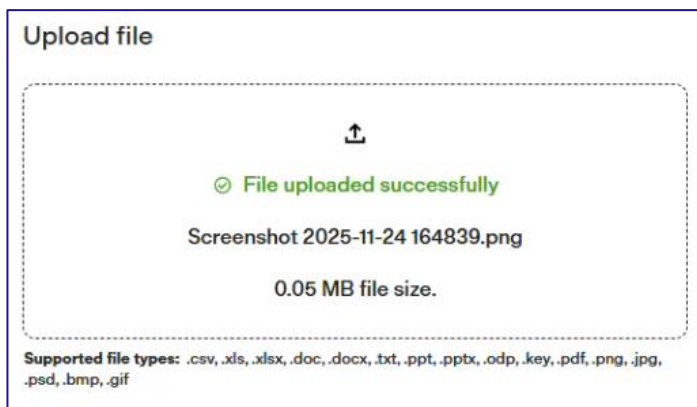
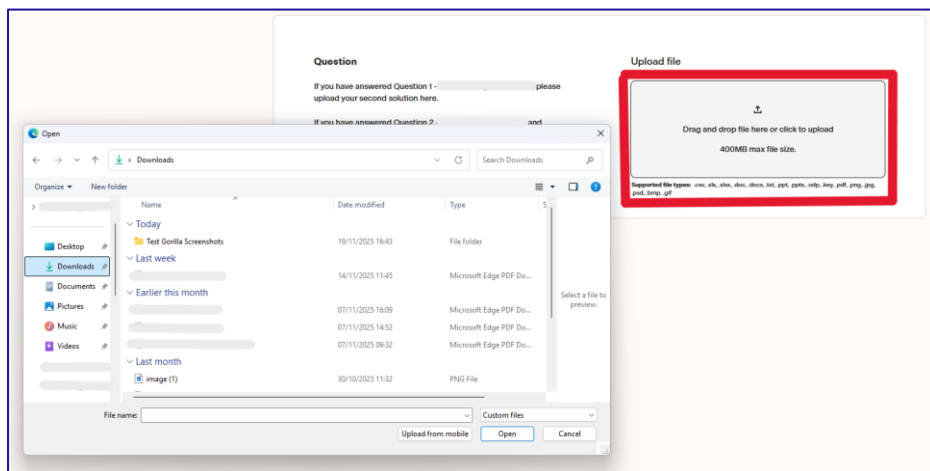
☐ Question 1 - Grit Spreader



4. Image uploads

- You will have **up to 10 minutes** to upload the first image of your solutions.
- You will have a further **10 minutes** to upload the second image of your solutions.
- You will have a final **10 minutes** to upload the third image of your solutions if required*

*Some exams and specific questions only require you to upload two pieces of evidence for your solutions.





Finishing the exam

Once you have finished all questions, you will see the completion screen. Click 'Next' and you will see a message confirming you can close the exam window.

Great job! You've completed your assessment

We'd love if you could spare a minute to share some feedback - it's totally optional but incredibly valuable to us.

You can choose to:

- Provide assessment feedback
- View your results by creating your TestGorilla profile

[Next >](#)

Thanks for completing this assessment.

You can close this window now.

Feedback for the practice exam

Your results for the multiple-choice sections will be shared with you as a PDF via email within one week of taking the assessment, apart from over Christmas when we will be closed. The Smallpeice Trust will close for the festive period on Monday 22nd December and will reopen on Monday 5th January.

We will not mark Section 2, but a marking scheme will be shared alongside the practice exam link if you wish to mark this yourself.



Next steps

Thank you for completing the Arkwright Engineering Scholarship online assessment.

Please note the assessment only accounts for part of the application process, so results are only taken into consideration and not the overall decider on whether an applicant makes it through to interview.

You will be contacted via email on **Tuesday 17th February 2026** if you are successfully moving through to the interview stage.