



## Information for Candidates and Teachers

Arkwright Aptitude Assessment - TestGorilla

November 2024

This guide has been written to help you, so please read it carefully and follow instructions.

If you have any questions or technical issues, please contact  
[scholarships@smallpeicetrust.org.uk](mailto:scholarships@smallpeicetrust.org.uk).

## A few things before you start:

- Access to the assessment will be sent directly to the ‘personal email address’ that the student has provided on their application form – we encourage students to check that the email address they have provided is correct and that they have access to it.
- The email invitation to take part in the assessment will be sent out on **Friday 22<sup>nd</sup> November** at approximately **9:30am** and will remain open until 11pm on Saturday 23<sup>rd</sup> November.
- This assessment consists of 4 modules.
- You will have approximately 10 minutes to complete each module (candidates with agreed extra time will have longer)
- The timer will be located at the top of the screen for each module.
- Make sure you are in a quiet, private room, where you will be free from distractions.
- Be comfortable and have enough room to write any calculations.
- You are allowed to take the assessment on any mobile phone, tablet, laptop or PC with a front facing camera – we would recommend using google chrome on a tablet or laptop as the best medium (you may find the mobile phone screen a little too small).
- Please **ensure your camera is turned on** and your device has permission to use it. It must be able to clearly see your face and surroundings for the duration of the assessment. You may need to use a plug-in webcam. Throughout the assessment, the TestGorilla software periodically captures pictures, to ensure you are abiding by the anti-cheating measures.
- Turn on your speakers or headphones.
- You will receive 3-5 practice questions before beginning the test. (Guide on page 7.)

- Once the test has begun, you **cannot go back** to a previous question or amend your answer, so please think carefully before pressing 'next'.
- Likewise, once the time has started, you **cannot pause** the test. You will have the option to pause once your first module is complete, before beginning the second module. (Up to 15 minutes)

## Regulations for students:

- You are not allowed any **additional** devices, such as phones, tablets or the internet to assist you in answering the questions
- You are allowed to use a blank piece of paper, a calculator and a pen and/or pencil.
- This is a closed book assessment; therefore, you should not have any notes or resources to hand for the duration of the assessment.
- This test can be taken at home or in a school setting.
- You must take this test **alone**, unless you have been authorised to have a reader, scribe or prompt at your current place of education.

## Notes for teachers:

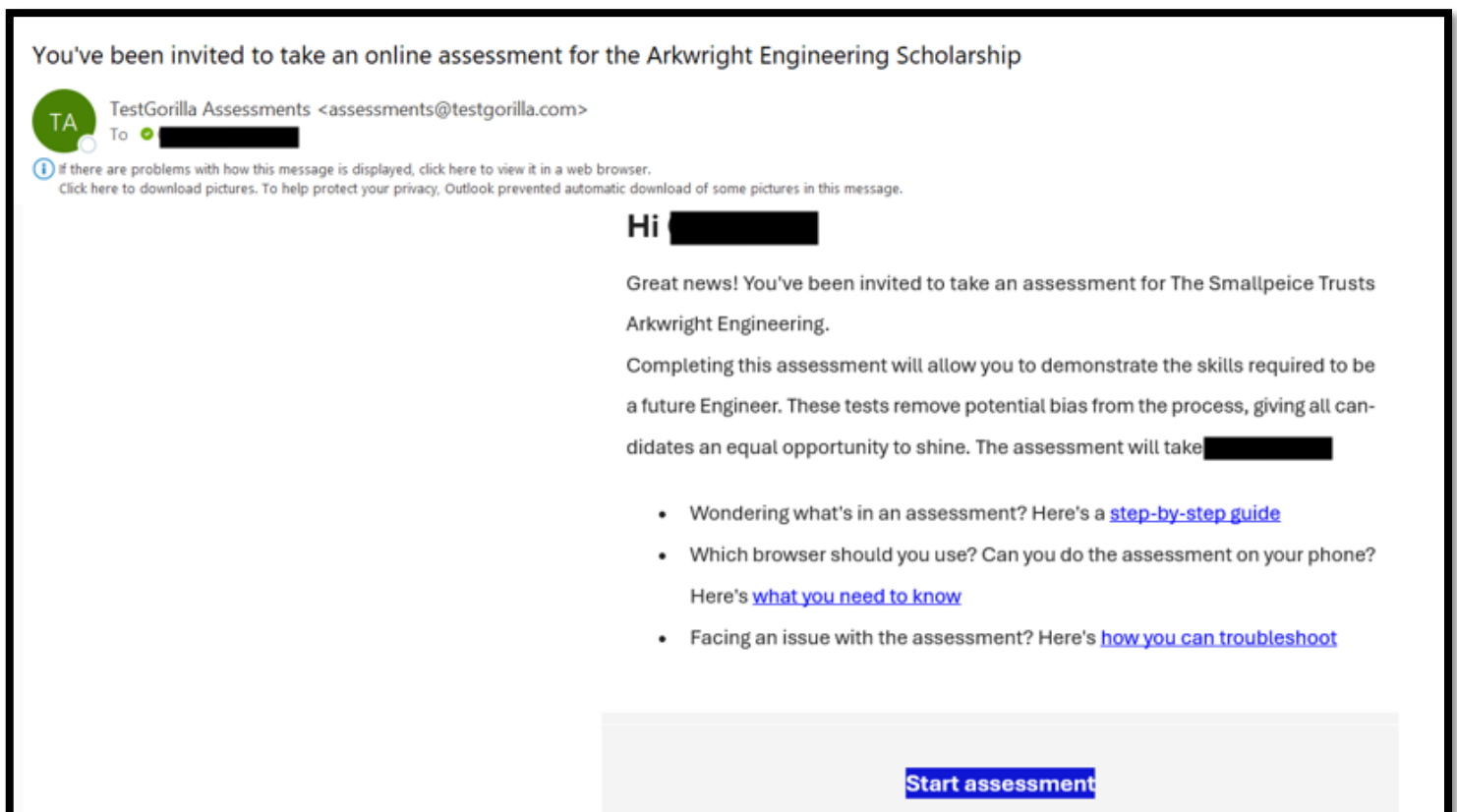
- Please contact [scholarships@smallpeicetrust.org.uk](mailto:scholarships@smallpeicetrust.org.uk) 2-weeks prior to the assessment, if you need to discuss assessment concessions.
- For those of you familiar with previous Arkwright assessments, please note that Part B (the drawing / design part) of the assessment has been removed. The 4 multiple choice modules discussed throughout this guidance comprise the whole assessment for this year.
- You will be sent a **demo assessment** called **Intermediate Math**. This is not part of the actual test, or the questions that will be featured on the student's test. It is simply to trial your firewall and browsers access if the test is being run on the school internet connection, alongside a demonstration of the test format. Once you register by email to receive the test, that email is also just the demo version.
- Students **do not have to** sit their assessment in school, there is no expectation that the school will need to invigilate individual students. However, if schools want to provide a

space and time for multiple students to sit the exam together then we ask that an invigilator is present in the room.

- As mentioned above, please let us know via [scholarships@smallpeicetrust.org.uk](mailto:scholarships@smallpeicetrust.org.uk) at least 2 weeks prior to the assessment if a student is entitled to additional time in assessments.
- If the student usually has a reader or scribe then the school will still need to provide this.
- TestGorilla is an industry recognized hiring platform, but a lot of their assessments are suitable broadly for assessing a candidate's baseline subject knowledge. They do not provide example assessments and we do not expect schools or students to do a large amount of preparation because of this as we would like to see student's baseline knowledge. More information about each module and a limited number of preview questions can be found here: [Structural](#), [Mechanical](#), [Spatial](#) and [Numerical](#). We don't expect students to be able to answer every question

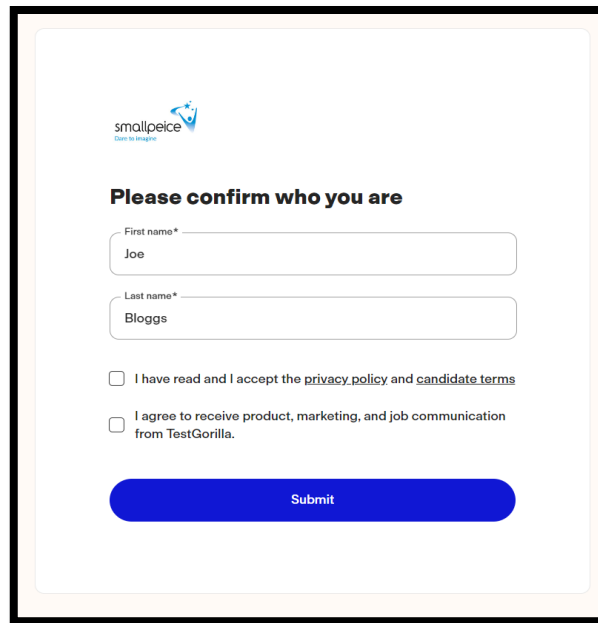
## Guidance for Students on Taking the Assessment:

1. You will receive an email invitation from TestGorilla.



2. After reading this guidance and being ready to take the test. Click Start Assessment.

3. The link will open a page on your web browser, that will look like this.
4. Please enter your first and last name into the boxes and tick the necessary boxes.



The screenshot shows a web form titled "Please confirm who you are" from smallpeice. It includes input fields for "First name\*" (containing "Joe") and "Last name\*" (containing "Bloggs"). Below these are two checkboxes: "I have read and I accept the [privacy policy](#) and [candidate terms](#)" and "I agree to receive product, marketing, and job communication from TestGorilla." A blue "Submit" button is at the bottom.

5. Once you have pressed submit, the next page will show a welcome message and give a brief description of how the assessment will work.

Please follow the Smallpeice and TestGorilla guidance and regulations. (Please note this document consists of example screen shots rather than final text.)

**Hello Joe,**

Thank you for applying and welcome to our assessment.

Completing it will give you a chance to show off your skills and stand out from the crowd!

Good luck!

A few things before you start:

- This assessment consists of 2 tests. It will take approximately 20 minutes to complete.
- The assessment is timed. A timer is shown per test or per question.
- Before each test there may be preview questions, be aware the timer for the test will have already started.
- Please allow the use of your camera/webcam and do not leave full-screen mode. Snapshots will be taken of you periodically during the assessment. These measures are taken to ensure fairness for everyone.
- Turn on your speakers or headphones (to play audio).
- You are free to use a calculator, pen and paper.
- We recommend completing the assessment in one go.

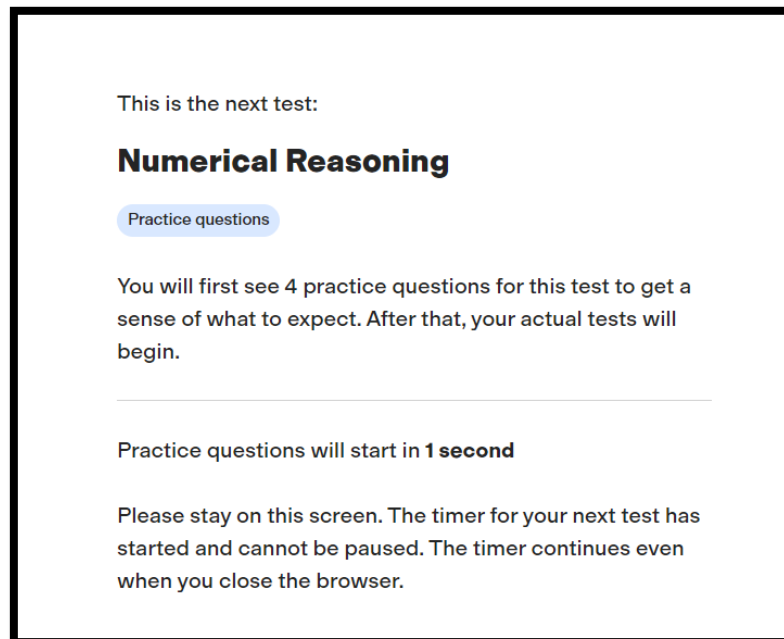
Get started >

6. The next page will show an Honesty Agreement. It is very important you abide by this agreement. Anyone found to be cheating will be removed from the application process.

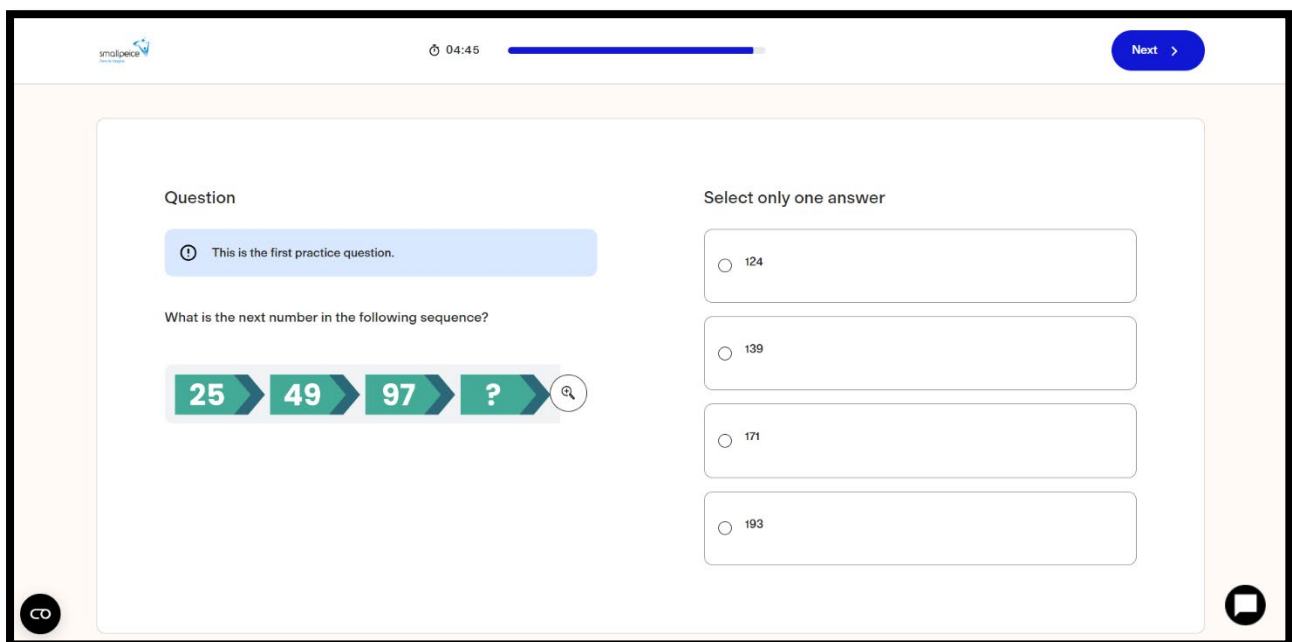
You must consent to TestGorilla's terms and conditions for your assessment to count.



8. Once you have successfully set up your device and click next, the assessment will show the first module you will be taking.

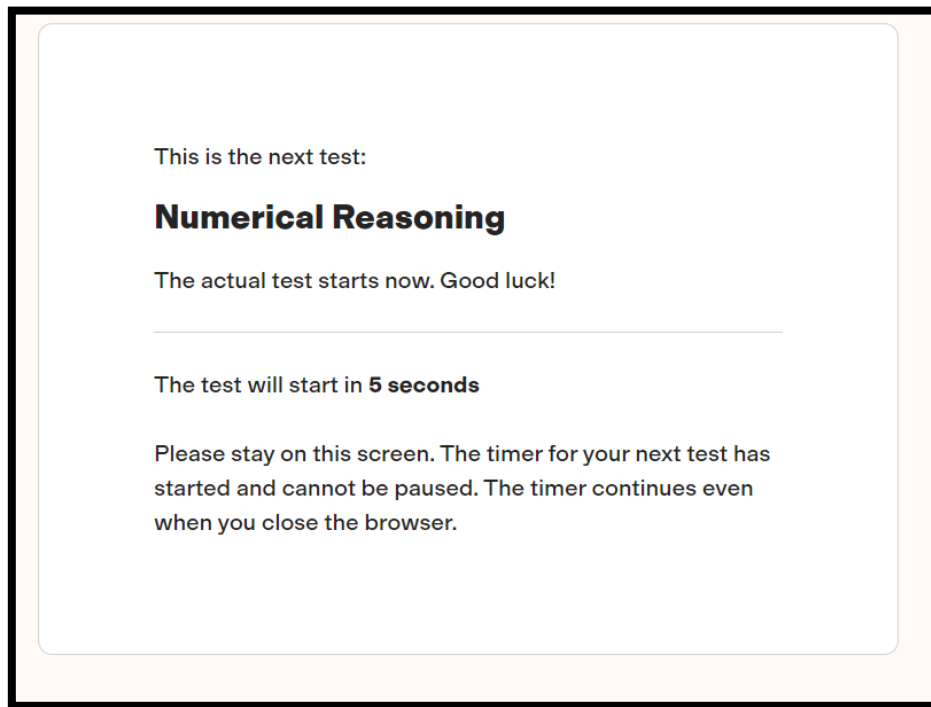


9. Once the 10-second timer has run down, you will then be presented with some practice questions.



10. Once you have completed the practice questions and **click next**, you will have **10 seconds** before the actual assessment will begin.





11. Once the test has begun, you will see your time left at the top of screen, followed by how many questions you have completed.

Remember, you **cannot go back** to previous questions, and you cannot flag or edit answers, so please think carefully before pressing 'next'.



There are 12 questions in module 1 **Numerical Reasoning**, meaning you have roughly 50 seconds per question\*.

There are 16 questions in module 2 **Structural Engineering**, meaning you have roughly 40 seconds per question\*.

There are 20 questions in module 3 **Mechanical Reasoning**, meaning you have roughly 30 seconds per question\*.

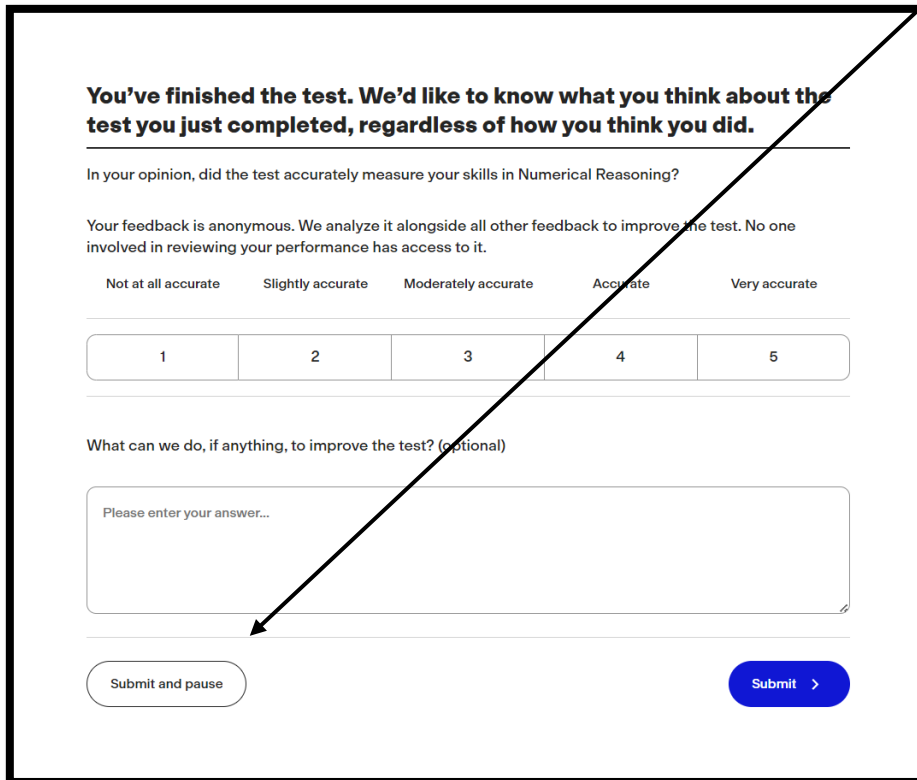
There are 15 questions in module 4 **Spatial Reasoning**, meaning you have roughly 40 seconds per question\*.

**\*Any student who requires extra time will have this automatically allocated providing your teacher has informed us of this. So please make sure they email [scholarships@smallpeicetrust.org.uk](mailto:scholarships@smallpeicetrust.org.uk) 2-weeks prior to your assessment**

12. Upon completing all questions for the module, you will be taken to a feedback page.

13. Please submit your response.

**PLEASE NOTE:** If you require a short break, **do not click** 'submit'. Instead, you can click 'Pause' and have a break in necessary. (Up to 15 minutes) The next page automatically counts down and you are entered into the second module, where you cannot pause the timer.



**You've finished the test. We'd like to know what you think about the test you just completed, regardless of how you think you did.**

---

In your opinion, did the test accurately measure your skills in Numerical Reasoning?

Your feedback is anonymous. We analyze it alongside all other feedback to improve the test. No one involved in reviewing your performance has access to it.

Not at all accurate      Slightly accurate      Moderately accurate      Accurate      Very accurate

1	2	3	4	5
---	---	---	---	---

What can we do, if anything, to improve the test? (optional)

Please enter your answer...

Submit and pause      Submit >

14. You will then be taken to the second module, structural engineering.

15. The same process will repeat from step 9, whereby you will receive practice questions before taking the official assessment.

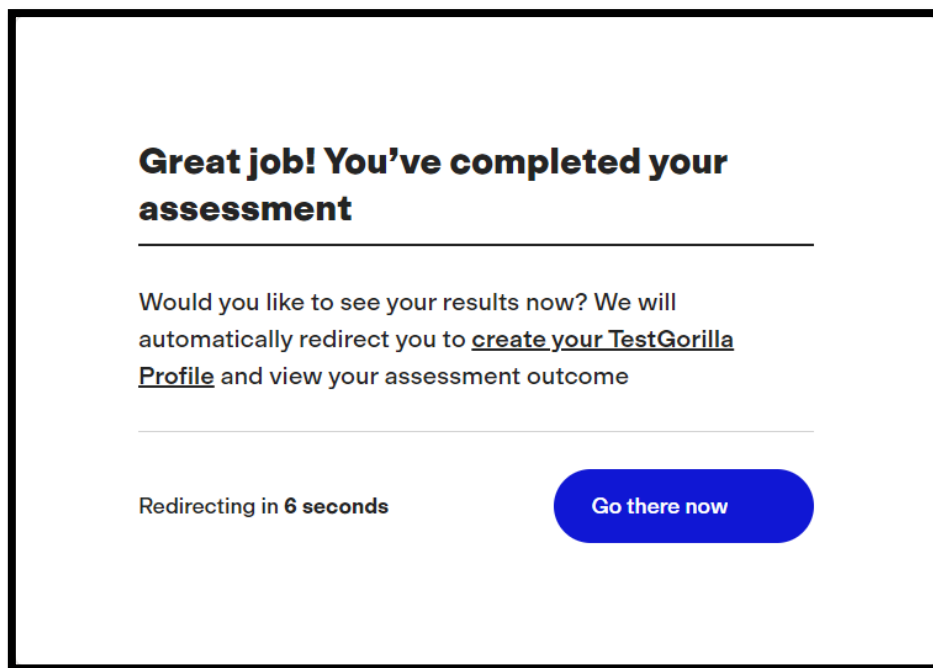
16. This process will then repeat from step 9 to step 15 for module 3 and module 4.

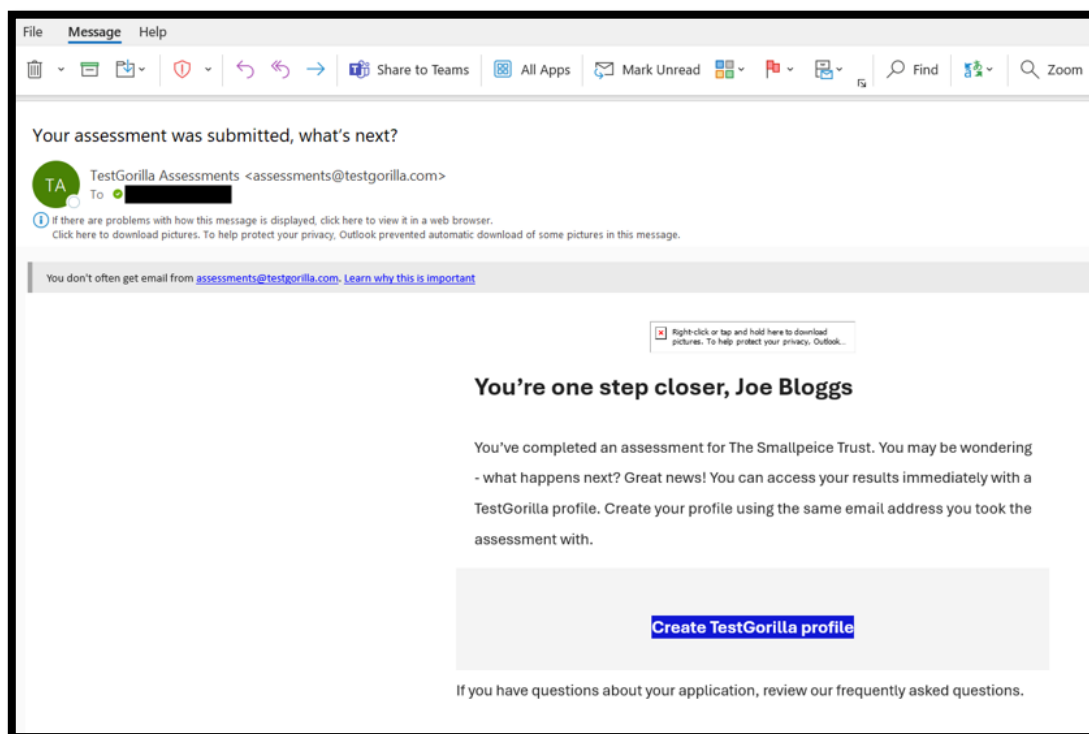
17. When all 4 modules are complete, you will receive a verification message.

Please do not post on social media or share any information regarding the test's questions. If you have peers who are also applying, you must wait until everyone has completed the assessment to discuss results and featured questions.

To receive your results immediately, you can create an account with TestGorilla.

You can either click 'Go there now' or follow the link from your verification email.





## Post-Assessment:

Thank you for completing the Arkwright Scholarship assessment!

Remember the assessment only accounts for part of the application process. So, results are only taken into consideration and not the overall decider.

Next steps: Upon review, you will be contacted if successful for an interview later in December.